

## Student vs Advisor:

There are few differences between what an advisor sees and what an advisee sees.

First, they see different screens at first.

When an advisor clicks on Academic Planning under WebAdvisor, they see a list of their advisees.

Who would you like to work with?  
Find a student by searching or selecting below.

Name or ID:  Filter:  Student  Advisor

[Redacted]	[Redacted]	Psychology Major - BS	Advisor(s): Betty Wagner Sharyn Kelley Emily Goodwin
[Redacted]	[Redacted]	Non-Degree Work, Chemistry Major - BS	Advisor(s): Emily Goodwin Samantha Lonas Betty Wagner Sharyn Kelley Kristy Rhea Amber Beall
[Redacted]	[Redacted]	Undeclared	Advisor(s): Betty Wagner Sharyn Kelley Emily Goodwin
[Redacted]	[Redacted]	Undeclared	Advisor(s): Heather Barnhart Betty Wagner Sharyn Kelley Kristy Rhea Emily Goodwin

© 2000-2016 Ellucian. All rights reserved. [Privacy](#) BRIDGWATER COLLEGE

When a student clicks on Student Planning under WebAdvisor, they see their current schedule.

Steps to Getting Started  
There are many options to help you plan your courses and earn your degree. Here are 2 steps to get you started:

- 1 View Your Progress**  
Start by going to My Progress to see your academic progress in your degree and search for courses.  
[Go to My Progress](#)
- 2 Plan your Degree & Register for Classes**  
Next, take a look at your plan to see what you've accomplished and register your remaining classes toward your degree.  
[Go to Plan & Schedule](#)

Programs	Cumulative GPA	Progress
Biology Major - BS	(2.000 required)	<input type="text"/>

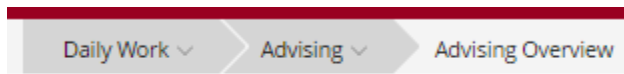
### Fall 2016 Schedule

	Sun	Mon	Tue	Wed	Thu	Fri	Sat
7am							
8am		PSY 100-01		PSY 100-01		PSY 100-01	
9am							
10am		PSY 100-12		PSY 100-12		PSY 100-12	
11am			CONV 100-00		CONV 100-00		
12pm							
1pm							
2pm							
3pm							
4pm							
5pm							
6pm							
7pm							

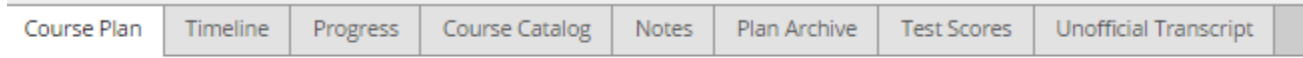
© 2000-2016 Ellucian. All rights reserved. [Privacy](#) BRIDGWATER COLLEGE

Second, the dropdown menus and tabs at the top are in a different order.

Advisors see:

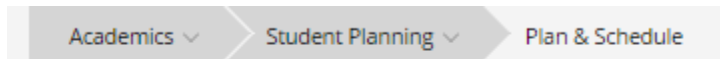


(Dropdown menus)

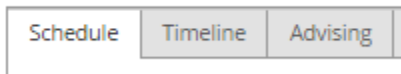


(Tabs)

Student sees:



(Dropdown menus)



(Tabs)

Third, advisors have a Course Plan tab with the course plan listed so they can approve courses. Advisors can protect and unprotect courses. Students have a Plan and Schedule tab.

The screenshot shows the BridgeWater College advising interface for an advisor. The top navigation bar includes the college logo, the user name "Emily Goodwin", and links for "Sign out" and "Help". Below this, the navigation tabs are "Daily Work", "Advising", and "Advising Overview". The main content area is titled "Back to Advisees" and features a search bar and a "Review Complete" button. A list of courses is displayed with columns for "Select", "Approval", "Course", "Credits", "Instructor", "Time", and "Location". The courses listed are:

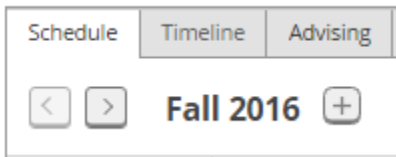
Select	Approval	Course	Credits	Instructor	Time	Location
<input type="checkbox"/>		COMM-100-01: Oral Communicat	3	Dewey, L	MWF 8:00 AM - 8:50 AM 8/30/2016 - 12/16/2016	Memorial Hall, 3 Lecture
<input type="checkbox"/>		ENG-110-03: Effect Writing	3	Trevitte, C	MWF 9:00 AM - 9:50 AM 8/30/2016 - 12/16/2016	Wright/Heritage Link, 303 Lecture
<input type="checkbox"/>		ENG-224W-01: American Studies	3	Suter, S	MWF 12:00 PM - 12:50 PM 8/30/2016 - 12/16/2016	Bowman Hall, 313 Lecture
<input type="checkbox"/>		MUS-220-03: Intro West Music	3	Taylor, L	MWF 1:00 PM - 1:50 PM 8/30/2016 - 12/16/2016	Carter Center, 10 Lecture
<input type="checkbox"/>		SPAN-101-01: Elem Spanish I	3	TBD	MWF 8:00 AM - 8:50 AM 8/30/2016 - 12/16/2016	Flory Hall, 214 Lecture

A yellow warning box highlights the course "ENG-224W-01: American Studies" with the text: "PDP 150 or PDP 350 and ENG 110 - Must be completed prior to taking this course." The interface also shows a "Remove Planned Courses" button and a summary of planned, enrolled, and waitlisted credits.

Students and advisors BOTH see the Calendar view. For students it is called “Plan and Schedule.” For advisors, it is call “Calendar” under the Course Plan tab.



Fourth, under the “Plan and Schedule” tab, students have 3 additional tabs; Schedule, Timeline, and Advising.



Fifth, advisors have “Notes” and students have “Advising.” “Notes” and “Advising” are the same thing, just named differently.

This is an advisor’s “Notes” screen. Advisors see “Review Complete” in the upper right corner.

This is a student's "Advising" screen. Students see "Request Review" in the upper right corner.

Plan your Degree and Schedule your courses Search for courses...

Schedule | Timeline | Advising

**My Advisors**

- Kristy Ehaa (Major)
- Jennie Carr (Major)

[Request Review](#)

**Compose a Note**

[Save Note](#)

**View Note History**


Can you please approve my courses?

Goodwin, Emily C. on 10/5/2016 at 2:57 PM

© 2000-2016 Ellucian. All rights reserved. [Privacy](#) BRIDGEWATER COLLEGE

Finally, advisors have a "Plan Archive" tab and students do not have one

Course Plan | Timeline | Progress | Course Catalog | Notes | Plan Archive | Test Scores | Unofficial Transcript

 (Advisor)

Schedule | Timeline | Advising

(Student)